



Contact: Philip Sokoloski
VP, Integrated Communications
(213) 977-8630
media@filmla.com

FOR IMMEDIATE RELEASE

L.A. Film Production Surge Continues in Third Quarter

Local Filming Levels Rise to Post Third-Strongest Quarter on Record

LOS ANGELES – October 20, 2021 – FilmLA, partner film office for the City and County of Los Angeles and other local jurisdictions – today issued an update regarding regional filming activity.

On-location filming in the Greater Los Angeles Region continued its late-pandemic momentum into the third quarter (Q3), which ran from July 1 through September 30. FilmLA analysts noted that it was the third strongest quarter seen in twenty-six years, with a total of 10,127 Shoot Days (SD)*. The last time the region saw filming levels this high was in Q4 2018 (with 10,359 SD) and Q4 2016 (with 10,170 SD).

Compared against the quarter immediately preceding, Q3 Shoot Days experienced a slight increase of 3.4 percent (from 9,791 SD). Compared against the same period in the prior year – one still heavily affected by the COVID-19 pandemic and related shutdowns – total production rose 141.2 percent (from 4,199 SD).

Looking at the major production categories tracked by FilmLA, the pace of Feature Film production quickened the most in Q3 of 2021, growing 33.5 percent over Q2. By the same measure, activity for Commercials and Television was mostly flat, with less than a one percent difference quarter over quarter.

Last year’s unusual circumstances continue to require FilmLA analysts to look for new ways to understand present-day filming levels. Accordingly, for the first time FilmLA is reporting a new “pre-COVID” average, consisting of a rolling quarterly analysis spanning the years 2016-2019.

- MORE -

Measured against this standard, the Television category is in historically good shape, posting the strongest Q3 gains 22.1 percent above the Q3 pre-COVID average. This trend is also seen in Commercials, tracking 15.5 percent above past figures. Both the Feature Film and Other categories, however, fell short of their pre-COVID average, highlighting the still-uneven nature of the industry's local recovery.

Closing with a look at the sub-categories of Television, the Reality TV bested its pre-COVID average by 146.3 percent last quarter (with 2,825 SD), as did TV pilots (growing 56.7 percent to 132 SD) and TV Dramas (growing 8.9 percent to 1,356 SD). On the other hand, Web-Based TV declined by -17.3 percent (to 400 SD), and TV comedies fell by -44.9 percent (to 338 SD).

"The biggest takeaway from this report is that the pace of local production continues to increase," observed FilmLA President Paul Audley. "The late-pandemic recovery is uneven in some ways, but community receptiveness to filming is steady and the work opportunities are undeniably there."

Broadcast TV series that filmed locally this past quarter include *SEAL Team* (CBS), *NCIS: Los Angeles* (CBS), *Mr. Mayor* (NBC), *This is Us* (NBC), and ABC's *The Rookie* and *Home Economics*. Cable series include two of Showtime's new series – *Super Pumped* and an untitled LA Lakers project – as well as *Better Things* (FX), and *Chad* (TBS). Streaming series that shot during Q3 include HBO Max's *The Flight Attendant* and *Made for Love*, *Pen15* (Hulu) and Netflix's forthcoming series – *Monster*.

Recent Feature Films include Paramount Pictures' *Wild Chickens*, New Line Features' *House Party 2*, an untitled Jonah Hill project, *Me Time* and *Purple Hearts* for Netflix, as well as a forthcoming independent film, *892*.

About FilmLA

FilmLA is a not-for-profit organization and the official film office of the City and County of Los Angeles, among an ever-increasing roster of local municipalities. Through expedited permit processing, comprehensive community relations, film policy analysis and other services, FilmLA works to streamline and enhance the on-location filmmaking process for communities and content creators, to ensure the Greater Los Angeles economy continues to thrive. Learn more about FilmLA at www.filmla.com.

* On-location production figures are based on days of permitted production within the jurisdictions served by FilmLA. One "Shoot Day" (or "SD") is defined as one crew's permission to film at one or more defined locations during all or part of any given 24-hour period. This measure determines how many days of work film crews perform during a given time period. FilmLA data does not include production that occurs on certified sound stages or on-location in jurisdictions not served by FilmLA.

** The "Other" category includes still photography, student films, documentaries, music & industrial videos, and other miscellaneous categories.



LOS ANGELES SHOOT DAYS*, BY CATEGORY

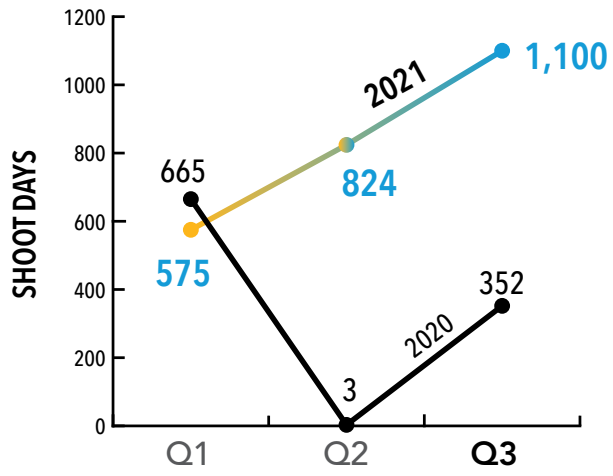
Calendar years 2020* – 2021, Third Quarter

**Due to COVID-19, production was suspended in Los Angeles County between mid-March through mid-June 2020*

Feature Films



Vs. Pre-COVID (2016-19): -2.9%

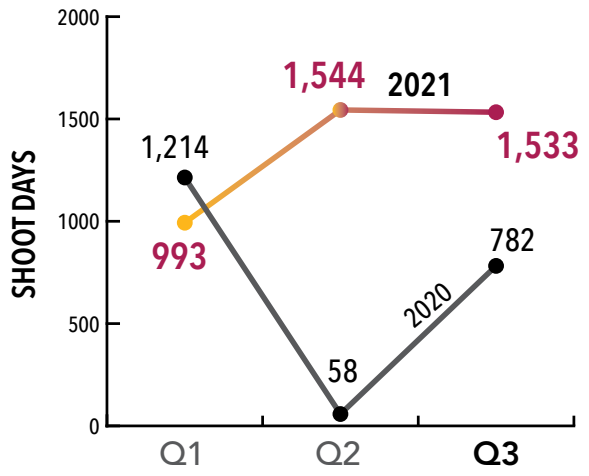


153 incentivized Q3 shoot days
13.9% of Feature Film category

Commercials



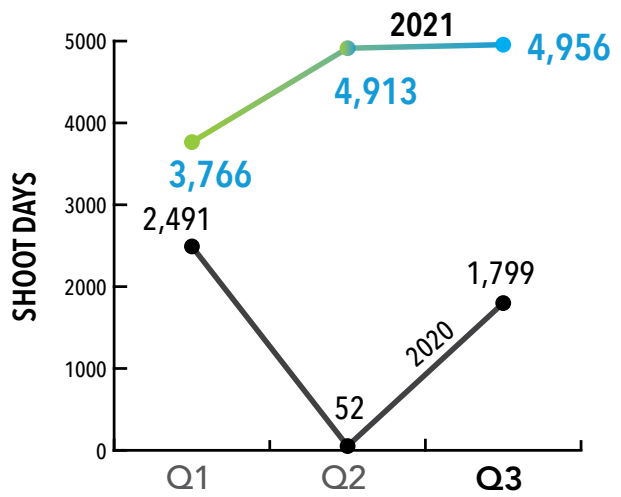
Vs. Pre-COVID (2016-19): +15.5%



Television



Vs. Pre-COVID (2016-19): +22.1%

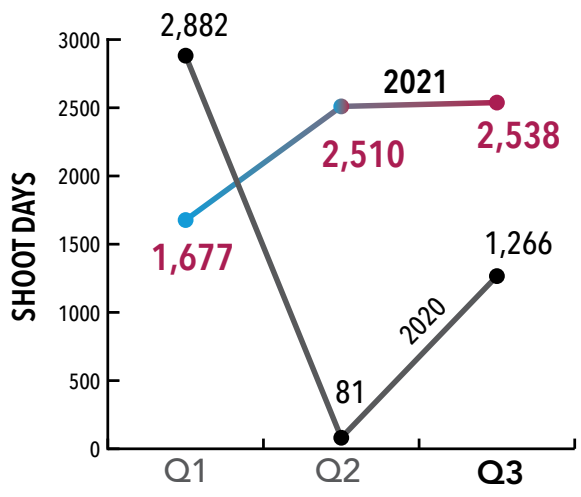


288 incentivized Q3 shoot days
5.8% of Television category

Other



Vs. Pre-COVID (2016-19): -16.4%



* On-location production figures are based on days of permitted production within the jurisdictions served by FilmLA. One "Shoot Day" (or "SD") is defined as one crew's permission to film at one or more defined locations during all or part of any given 24 hour period. This measure determines how many days of work film crews perform during a given time period. FilmLA data does not include production that occurs on certified sound stages or on-location in jurisdictions not served by FilmLA.

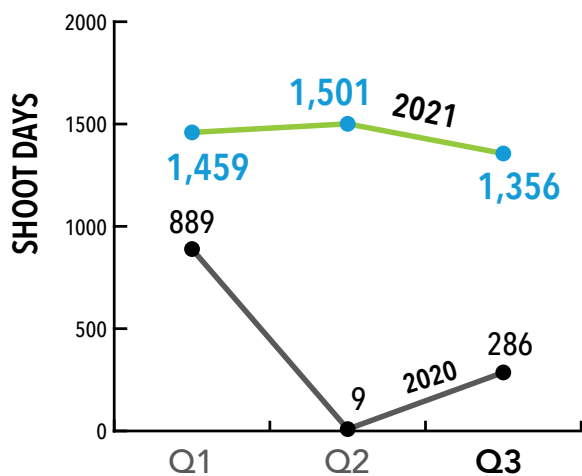
LOS ANGELES SHOOT DAYS*, BY TELEVISION SUB-CATEGORY

Calendar years 2020* – 2021, Third Quarter

**Due to COVID-19, production was suspended in Los Angeles County between mid-March through mid-June 2020*

TV Drama

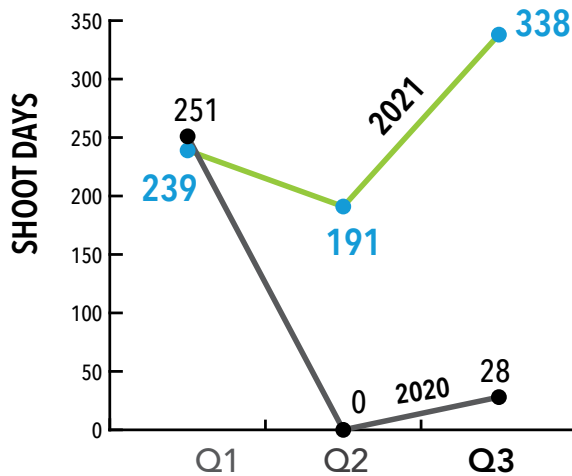
Vs. Pre-COVID (2016-19): +8.9%



288 incentivized Q3 shoot days
21.2% of TV Drama category

TV Comedy

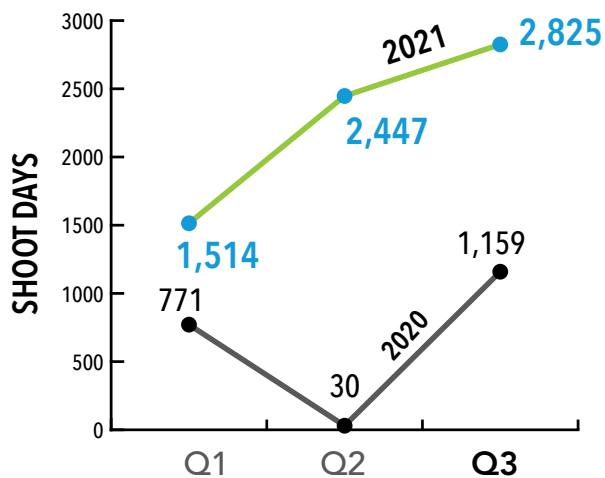
Vs. Pre-COVID (2016-19): -44.9%



0 incentivized Q3 shoot days
0.0% of TV Comedy category

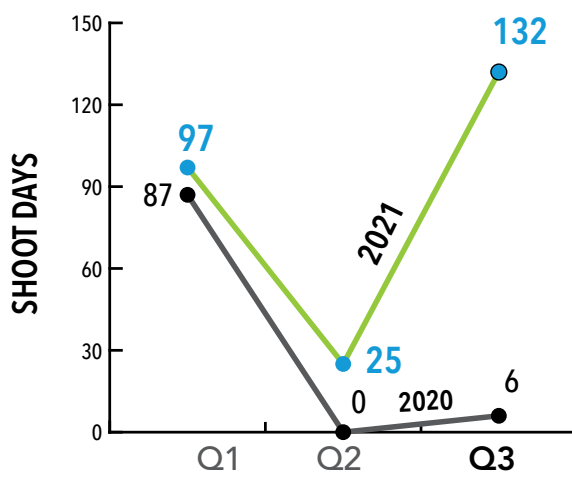
TV Reality

Vs. Pre-COVID (2016-19): +146.3%



TV Pilot

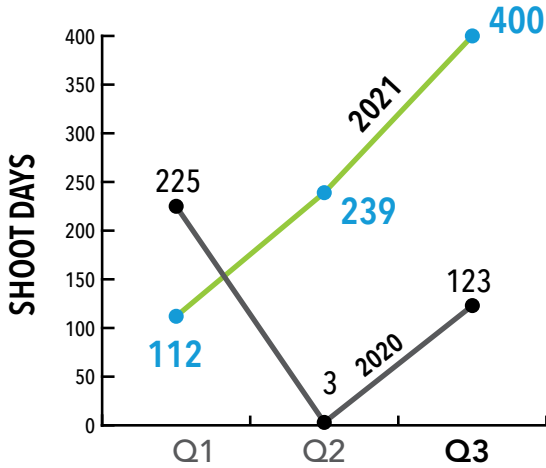
Vs. Pre-COVID (2016-19): +56.7%





Web-based TV

Vs. Pre-COVID (2016-19): -17.3%



About FilmLA

FilmLA is a private, not-for-profit community benefit organization and the official film office of the City and County of Los Angeles, among an ever-increasing roster of local municipalities. Providing streamlined permit processing, comprehensive community relations, marketing services, film policy analysis and more to these jurisdictions, FilmLA works to attract and retain film production in Greater Los Angeles. Learn more about us at FilmLA.com

TOTAL

Vs. Pre-COVID (2016-19): +6%

